MEMBER SCHEDULE:-

MEMBER NO.	MEMBER	SECTION	LENGTH
1	BOTTOM CHORD	SHS 25, 3.2 @1.98 kg/m	850
2	HORIZONTAL MEMBER CONECTING BOTTOM CHORD	SHS 25, 3.2 @1.98 kg/m	825
3	TOP CHORD	SHS 25, 3.2 @1.98 kg/m	887
4	HORIZONTAL MEMBER CONECTING TOP CHORD	SHS 25, 3.2 @1.98 kg/m	825
5	DIAGONALS	SHS 25, 3.2 @1.98 kg/m	805
6	TOP AND BOTTOM INTERNAL NODE	SHS 32, 3.2 @2.69 kg/m	50
7	BOTTOM PERIPHERAL NODE	SHS 32, 3.2 @2.69 kg/m WITH 4 mm THICK PLATE	50
8	END MEMBER OF BOTTOM CHORD FROM GRID "A" & "I" TO GRID "C" & "G"	SHS 25, 3.2 @1.98 kg/m	1168
9	END MEMBER OF TOP CHORD FROM GRID "B" & "H" TO GRID "D" & "F"	SHS 25, 3.2 @1.98 kg/m	925
10	END MEMBER OF TOP CHORD	SHS 25, 3.2 @1.98 kg/m	450
11	BOTTOM END NODE	SHS 32, 3.2 @2.69 kg/m	50

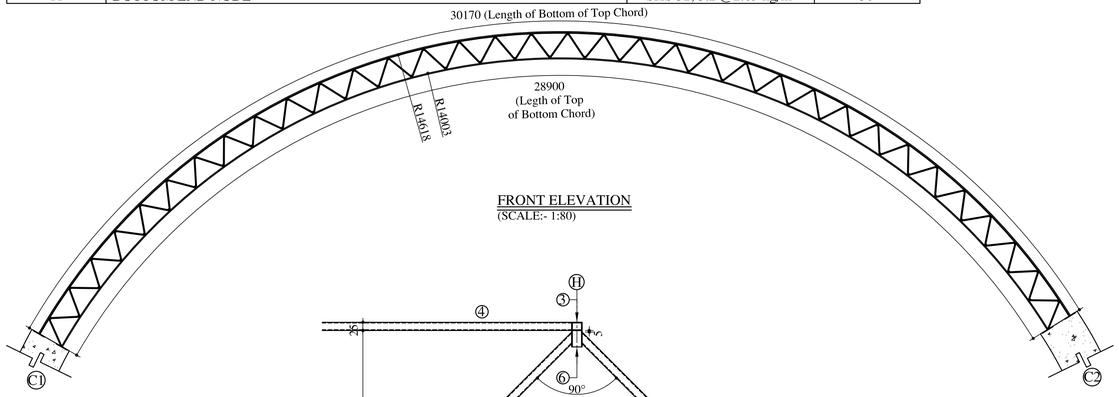

FRONT ELEVATION
(SCALE:- 1:80)

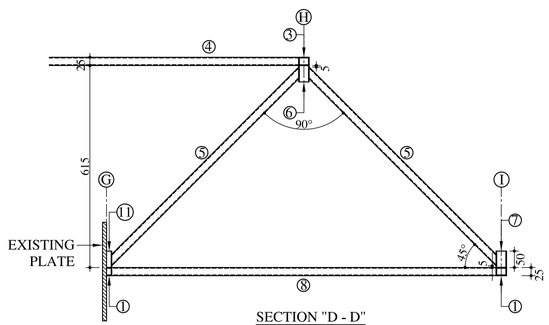

SECTION "D - D"
(SCALE:- 1:10)

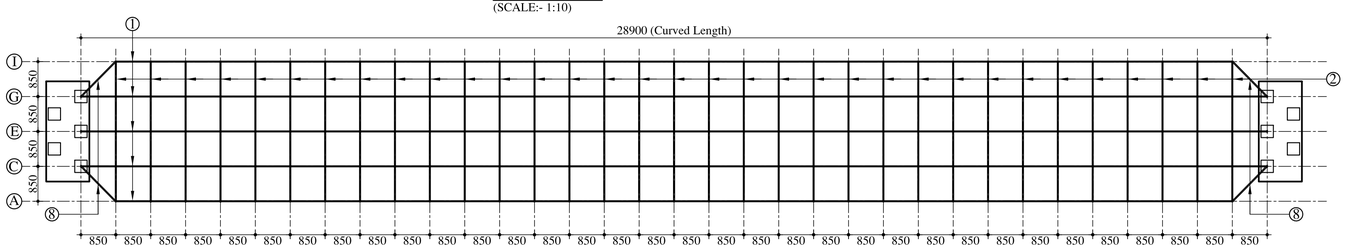

FRAMING PLAN FOR BOTTOM CHORD
(SCALE:- 1:80)

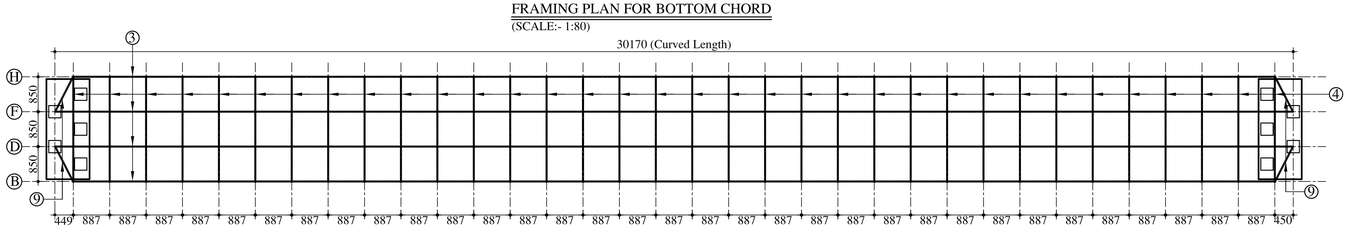

FRAMING PLAN FOR TOP CHORD
(SCALE:- 1:80)

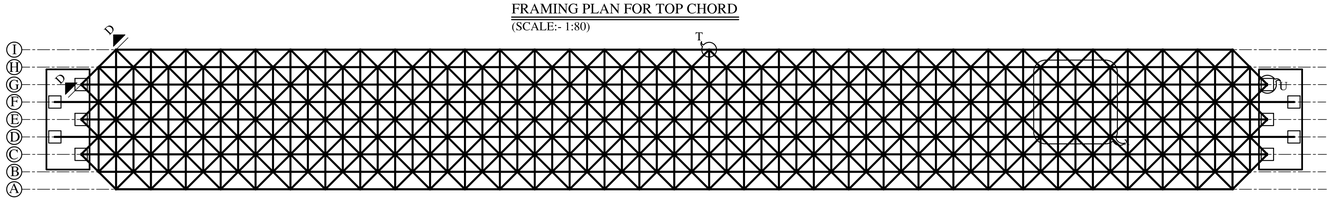

FRAMING PLAN FOR SPACE FRAME
(SCALE:- 1:80)

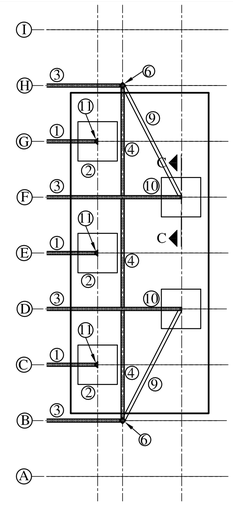

FRAMING PLAN AT SUPPORT OF SPACE FRAME
(SCALE:- 1:25)

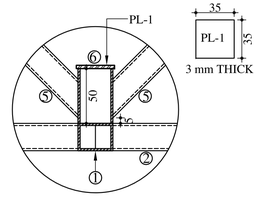

DETAIL AT "Q"
(SCALE :- 1:3)

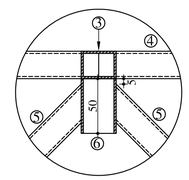

DETAIL AT "S"
(SCALE :- 1:3)

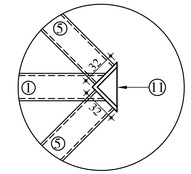

DETAIL AT "U"
(SCALE :- 1:3)

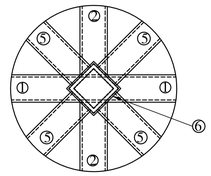

DETAIL AT "P"
(SCALE :- 1:3)

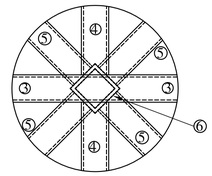

DETAIL AT "R"
(SCALE :- 1:3)

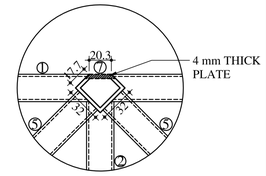

DETAIL AT "T"
(SCALE :- 1:3)

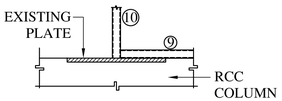

SECTION "C - C"
(SCALE:- 1:10)

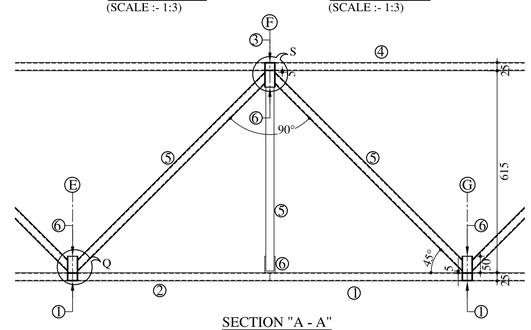

SECTION "A - A"
(SCALE:- 1:10)

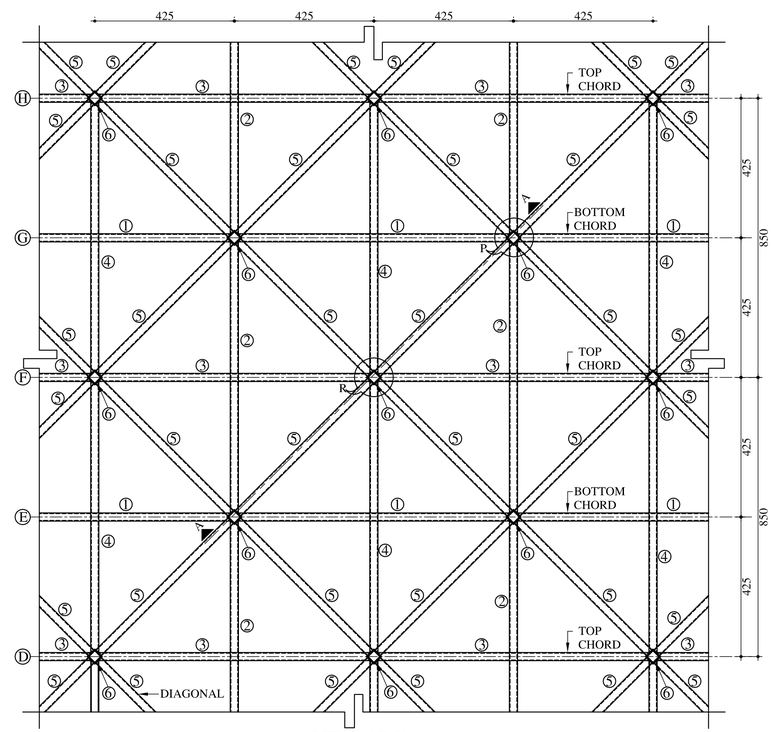

DETAIL AT "X"
(SCALE :- 1:10)

NOTES:-

1. ALL DIMENSIONS ARE IN mm AND LEVELS ARE IN METER.
2. ALL SHS PIPES ARE TATA SHS WITH YST = 310 MPa
3. Ø INDICATES MILD STEEL BARS CONFORMING IS:432-1982 OR EQUIVALENT.
4. ALL WELDING SHALL BE FILLET WELD OF SIZE 6 mm AND WELDING TO BE DONE ALL AROUND THE SECTION.
5. ALL STRUCTURAL STEEL ROLLED SECTIONS AND PLATES SHALL CONFORM TO IS : 226 - 1975 AND IS : 2062 - 1984
6. WELDING SHALL CONFORM TO IS : 816 - 1969
7. ALL ELECTRODES SHALL CONFORM TO IS : 814 (PART - I) - 1974
8. ALL M.S. FITTED BOLTS AND NUTS SHALL CONFORM TO IS : 3694 - 1982
9. WASHERS SHALL CONFORM TO IS : 5369 - 1975, IS : 5370 - 1969, IS : 5372 - 1975 OR IS : 5374 - 1975
10. DIMENSIONS ARE TO BE READ AND NOT MEASURED.
11. ANY DISCREPANCY SHALL BE BROUGHT TO THE NOTICE OF THE ENGINEER IN CHARGE, BEFORE FURTHER PROGRESS OF THE WORK.

REV. NO.	REV. DATE	REVISION DETAILS	APPD. BY

	NAME	SIGN	DATE
DRAWN BY:-			
CHECKED BY:-			
APPROVED BY:-			

PRINCIPAL CLIENT :-

ARCHITECT:-

PROJECT TITLE:-

DRG. NO.

DRAWING TITLE:-
SPACE FRAME DETAILS

LAKHLANI ASSOCIATES
CIVIL AND STRUCTURAL ENGINEERS
SHREE SOCIETY MAIN ROAD
Nr. SURYAMUKHI HANUMAN TEMPLE
NANA MAVA MAIN ROAD
NEXT TO VIVEKANAND SCHOOL
RAJKOT - 360 001
PHONE : +91 281 247 51 60
E-mail : contact@lakhlani.com
Web : www.lakhlani.com