UPPER CHORD MEMBER OF TRUSS (MEMBER UC-n):-

MEMBER	SECTION	WEIGHT	REMARKS
UC- 1	ISMC 300	35.8 Kg/m	---
UC- 2	ISA 65 x 65 x 6	5.8 Kg/m	---
UC- 3	ISMB 400	61.6 Kg/m	---

LOWER CHORD MEMBER OF TRUSS (MEMBER LC-n) :-

MEMBER	SECTION	WEIGHT	REMARKS
LC- 1	ISMC 300	35.8 Kg/m	---
LC- 2	ISA 65 x 65 x 6	5.8 Kg/m	---
LC- 3	ISA 65 x 65 x 6	5.8 Kg/m	---

VERTICAL & INCLINED MEMBER OF TRUSS (MEMBER T-n) :-

MEMBER	SECTION	WEIGHT	REMARKS
T- 1	ISMB 200	25.4 Kg/m	---
T- 2	ISA 100 x 100 x 6	9.2 Kg/m	---
T- 3	2 - ISA 100 x 100 x 6	2 x 9.2 Kg/m	---
T- 4	2 - ISA 75 x 75 x 6	2 x 6.8 Kg/m	---

BEAM TO BEAM CONNECTION SCHEDULE:-

SUPPORTED BEAM NO. (Bn)	BEAM CLEARANCE (Cb) (mm)	ANGLE SECTION	ANGLE LENGTH (La) (mm)	WELDING SIZE (mm) W1	WELDING SIZE (mm) W2
BS-2	10	ISA 50x50x6	75	4	4
BS-3	10	ISA 50x50x6	75	4	4

BRACING CORNER PLATE (PCa) SCHEDULE :-

PLATE	LENGTH L	LENGTH L1	WIDTH W	WIDTH W1	THK. ---
PCa-1	250	150	275	175	10
PCa-2	275	175	250	150	10
PCa-3	560	490	230	100	10
PCa-4	525	---	240	---	10

BEAMS SUPPORTING THE BELT CONVEYOR (MEMBER BS-n) :-

MEMBER	SECTION	WEIGHT	REMARKS
BS- 1	ISMB 200	25.4 Kg/m	---
BS- 2	ISMC 125	12.7 Kg/m	---
BS- 3	ISMC 100	9.2 Kg/m	---

BRACING CORNER PLATE (PCb) SCHEDULE :-

PLATE	LENGTH L	LENGTH L1	WIDTH W	WIDTH W1	THK. ---
PCb-1	610	440	350	275	8
PCb-2	700	520	510	425	10

CONNECTION PLATE SCHEDULE FOR UC-3:-

PLATE	LENGTH L	LENGTH L1	WIDTH W	WIDTH W1	THK. ---
Ps-1	295	260	150	---	12
Ps-2	277	---	69	---	12
Ps-3	160	---	100	---	12
Ps-4	160	---	100	50	12

BRACING CENTER PLATE SCHEDULE (PM) :-

PLATE	LENGTH L	LENGTH L1	WIDTH W	WIDTH W1	THK. ---
PM-1	200	---	200	---	10

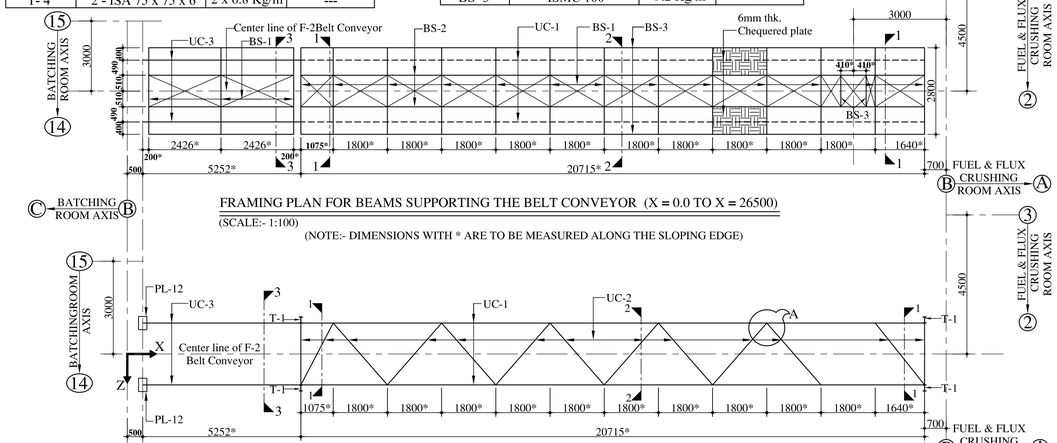

FRAMING PLAN FOR BEAMS SUPPORTING THE BELT CONVEYOR (X = 0.0 TO X = 26500)
(SCALE:- 1:100)
(NOTE:- DIMENSIONS WITH * ARE TO BE MEASURED ALONG THE SLOPING EDGE)

FRAMING PLAN FOR TRUSS UPPER CHORD (X = 0.0 TO X = 26500)
(SCALE:- 1:100)
(NOTE:- DIMENSIONS WITH * ARE TO BE MEASURED ALONG THE SLOPING EDGE)

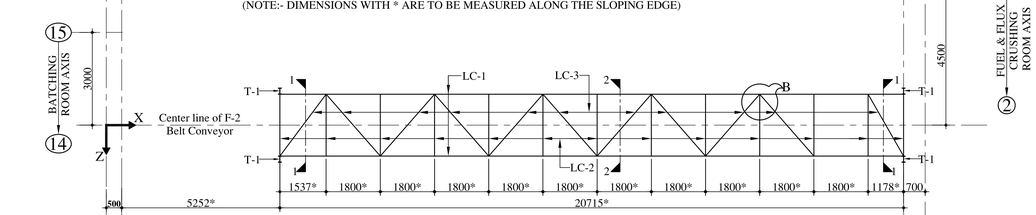

FRAMING PLAN FOR TRUSS LOWER CHORD (X = 0.0 TO X = 26500)
(SCALE:- 1:100)
(NOTE:- DIMENSIONS WITH * ARE TO BE MEASURED ALONG THE SLOPING EDGE)

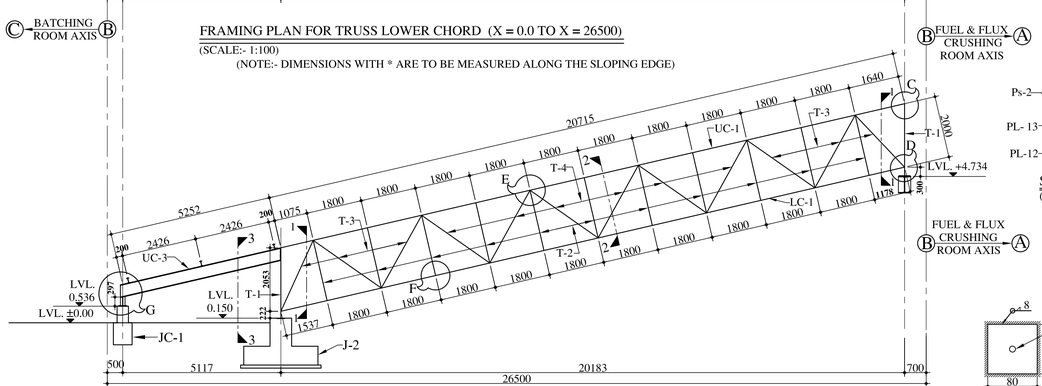

FRAMING ELEVATION FOR TRUSS SIDE CHORDS (X = 0.0 TO X = 26500)
(SCALE:- 1:100)

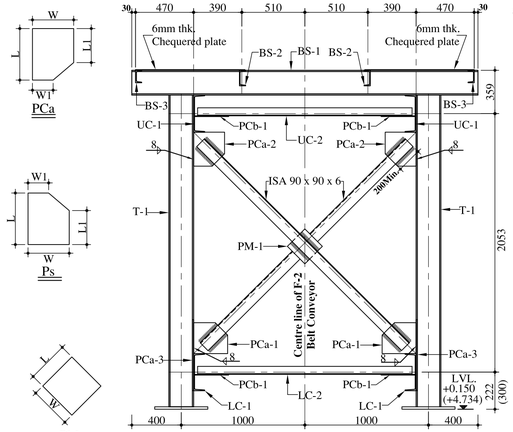

SECTION "1 - 1"
(SCALE:- 1:25)

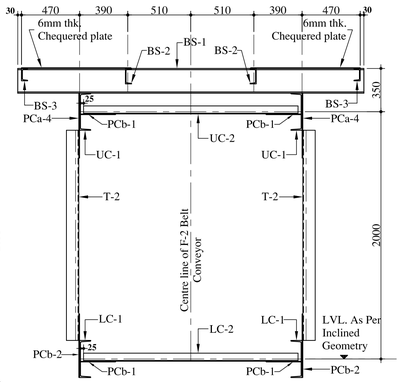

SECTION "2 - 2"
(SCALE:- 1:25)

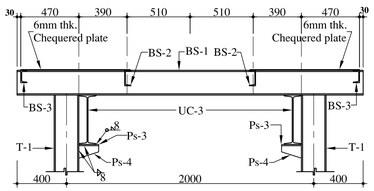

SECTION "3 - 3"
(SCALE:- 1:25)

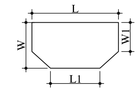

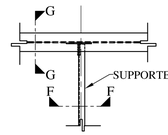

TYPICAL BEAM TO BEAM CONNECTION
(SCALE:- 1:25)

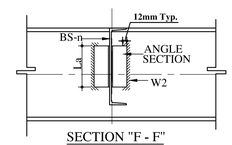

SECTION "F - F"
(SCALE :- 1:15)

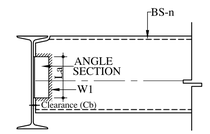

SECTION "G - G"
(SCALE :- 1:15)

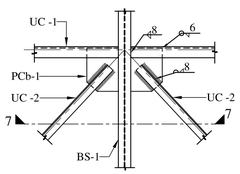

DETAIL "A" (TYP. UPPER CHORD BEAM TO BRACING CONNECTION)
(SCALE:- 1:25)

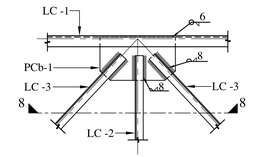

DETAIL "B" (TYP. LOWER CHORD BEAM TO BRACING CONNECTION)
(SCALE:- 1:25)

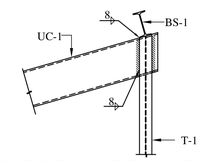

DETAIL "C" (TYP. TRUSS VERTICAL MEMBER TO TRUSS UPPER CHORD MEMBER CONNECTION)
(SCALE:- 1:25)

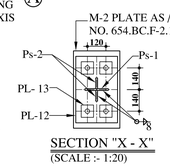

SECTION "X - X"
(SCALE :- 1:20)

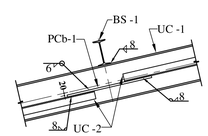

SECTION "7 - 7"
(SCALE:- 1:25)

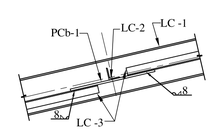

SECTION "8 - 8"
(SCALE:- 1:25)

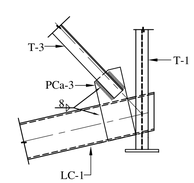

DETAIL "D" (TYP. TRUSS VERTICAL MEMBER TO TRUSS LOWER CHORD MEMBER CONNECTION)
(SCALE:- 1:25)

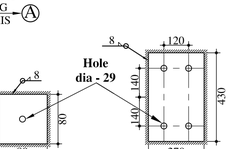

PL- 13 (20 Thick)

PL- 12 (20 Thick)

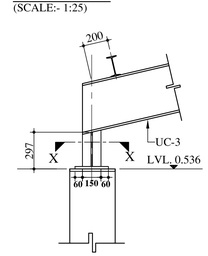

DETAIL "G"
(SCALE:- 1:25)

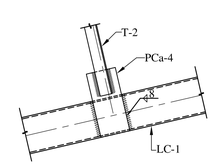

DETAIL "F" (TYP. BOTTOM CHORD MEMBER TO SIDE CHORD MEMBER CONNECTION)
(SCALE:- 1:25)

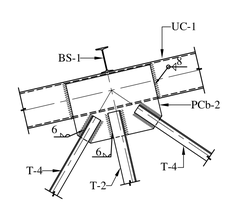

DETAIL "E" (TYP. TOP CHORD MEMBER TO SIDE CHORD MEMBER CONNECTION)
(SCALE:- 1:25)

NOTES:-

1) ALL DIMENSIONS ARE IN mm & LEVELS ARE IN m.
2) DIMENSIONS ARE TO BE READ AND NOT MEASURED.
3) ALL STRUCTURAL STEEL ROLLED SECTIONS AND PLATES SHALL CONFORM TO LATEST REVISION OF IS : 226 AND IS : 2062.
4) WELDING SHALL CONFORM TO IS : 816 & IS : 9595
5) ALL ELECTRODES SHALL CONFORM TO IS : 814 (PART - I)
6) ALL M.S. FITTED BOLTS AND NUTS SHALL CONFORM TO IS : 3694
7) WASHERS SHALL CONFORM TO IS : 5369, IS : 5370, IS : 5372 OR IS : 5374
8) ALL WELDING SHALL BE FILLET WELD OF SIZE SPECIFIED AND WELDING TO BE DONE ALL AROUND THE SECTION, UNLESS NOTED OTHERWISE.
9) ANY DISCREPANCY SHALL BE BROUGHT TO THE NOTICE OF THE ENGINEER IN CHARGE, BEFORE FURTHER PROGRESS OF THE WORK.
10) REFER DRG. NO. 654.BC.F-2.1 ALONG WITH THIS DRG.

REV. NO.	REV. DATE	REVISION DETAILS	APPD. BY

	NAME	SIGN	DATE
DRAWN BY:-			
CHECKED BY:-			
APPROVED BY:-			

PRINCIPAL CLIENT :-

ARCHITECT:-

PROJECT TITLE:-

DRG. NO.

DRAWING TITLE:-
STRUCTURAL DETAILS FOR BELT CONVEYOR - M5

LAKHLANI ASSOCIATES
CIVIL AND STRUCTURAL ENGINEERS
SHREE SOCIETY MAIN ROAD
Nr. SURYAMUKHI HANUMAN TEMPLE
NANA MAVA MAIN ROAD
NEXT TO VIVEKANAND SCHOOL
RAJKOT - 360 001
PHONE : +91 281 247 51 60
E-mail : contact@lakhlani.com
Web : www.lakhlani.com