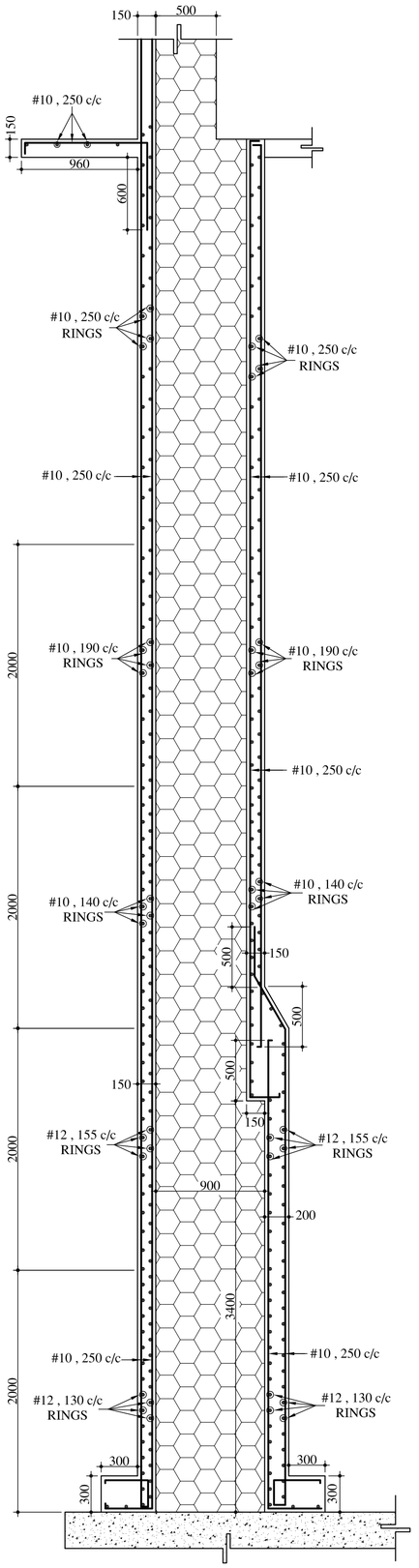

SECTION "A-A"
(SCALE: - 1:30)

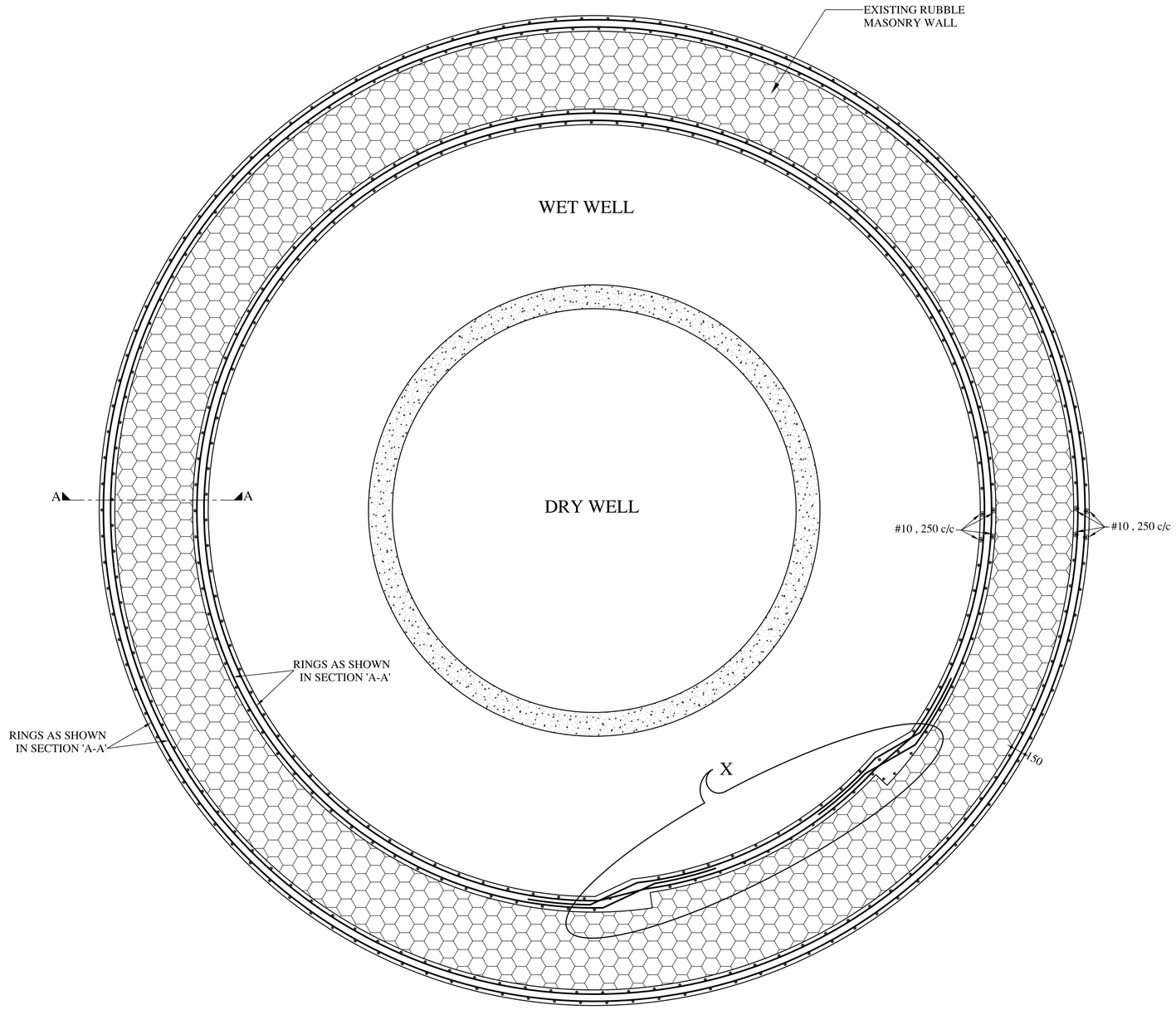

VALVE TOWER PLAN
(SCALE: - 1:30)

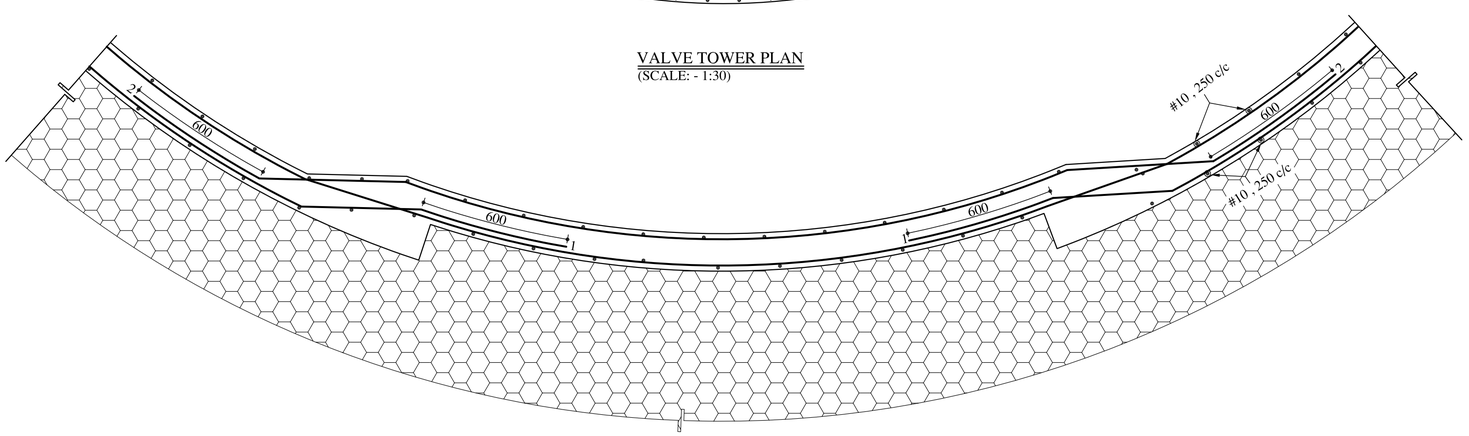

DETAIL " X "
(SCALE:- 1:15)

NOTES:-

1) ALL DIMENSIONS ARE IN m.m.
2) CONCRETE MIX M-25 CONFORMING TO IS:456-2000, SHALL BE USED UNLESS SPECIFIED OTHERWISE.
3) CLEAR COVER TO REINFORCEMENT IN WALL SHALL BE 25 mm.
4) CONCRETE SHALL BE MACHINE MIXED, MACHINE VIBRATED AND SHALL BE CONSTANTLY WET FOR SEVEN DAYS AFTER DATE OF PLACING.
5) Ø INDICATES MILD STEEL BARS CONFORMING IS:432-1982 OR EQUIVALENT.
6) # INDICATES HIGH YIELD STRENGTH DEFORMED BARS CONFORMING TO IS:1786-1985 OR EQUIVALENT.

REV. NO.	REV. DATE	REVISION DETAILS	APPD. BY

	NAME	SIGN	DATE
DRAWN BY:-			
CHECKED BY:-			
APPROVED BY:-			

PRINCIPAL CLIENT :-

PROJECT TITLE:-

DRG. NO.

DRAWING TITLE:-
DETAILS FOR STRENGTHENING OF VALVE TOWER

LAKHLANI ASSOCIATES
CIVIL AND STRUCTURAL ENGINEERS
SHREE SOCIETY MAIN ROAD
Nr. SURYAMUKHI HANUMAN TEMPLE
NANA MAVA MAIN ROAD
NEXT TO VIVEKANAND SCHOOL
RAJKOT - 360 001
PHONE : +91 281 247 51 60
E-mail : contact@lakhlani.com
Web : www.lakhlani.com