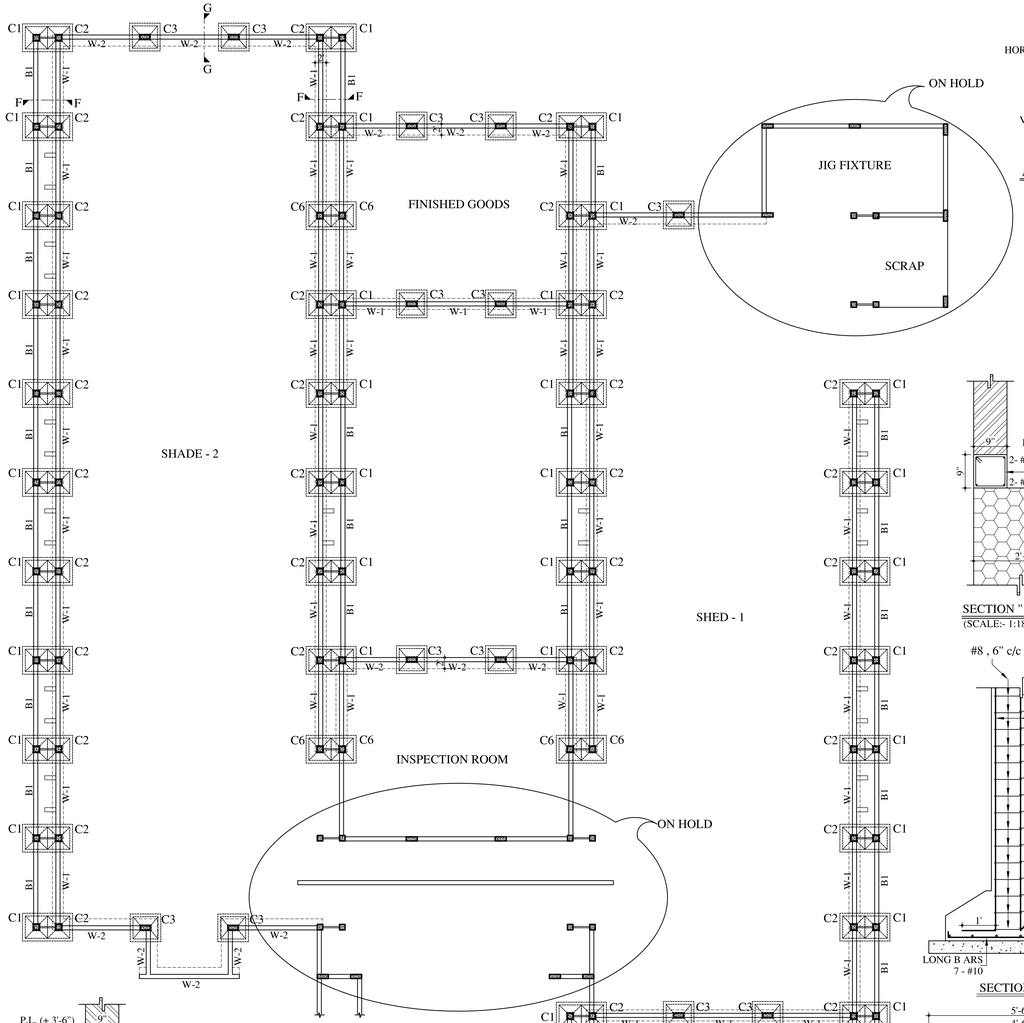

FRAMING PLAN AT FOUNDATION LEVEL
(SCALE:- 1:144)

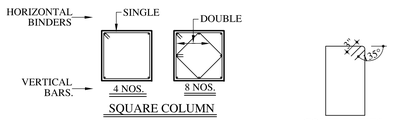

SQUARE COLUMN

ARRANGEMENT OF VERTICAL BARS AND HORIZONTAL BINDERS IN COLUMNS.

COLUMN TIES (OR BEAM STIRRUPS) DETAILS.

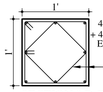

SECTION " D-D"
(SCALE:- 1:12)

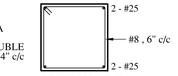

SECTION " E-E "
(SCALE:- 1:12)

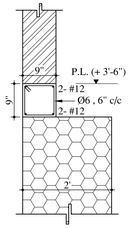

SECTION " G-G" (W-2)
(SCALE:- 1:18)

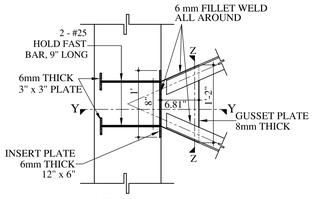

DETAIL " X "
(SCALE:- 1:12)

(TYPICAL INSERT PLATE AND GUSSET PLATE DETAIL)

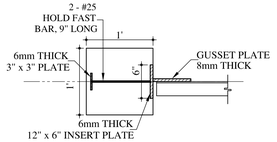

SECTION " Y-Y "
(SCALE:- 1:12)

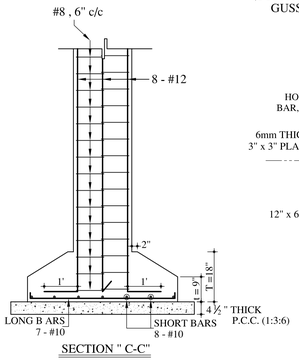

SECTION " C-C"

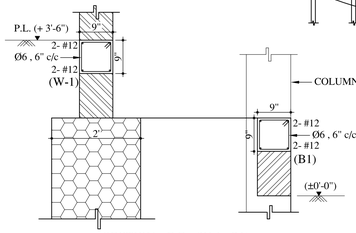

SECTION " F-F " (W-1 , B1)
(SCALE:- 1:18)

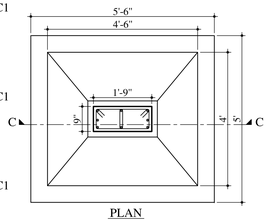

PLAN

DETAIL FOR COLUMN - C3
(SCALE:- 1:24)

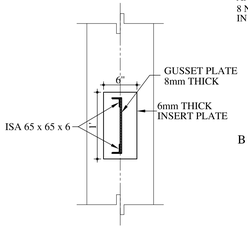

SECTION " Z-Z "
(SCALE:- 1:12)

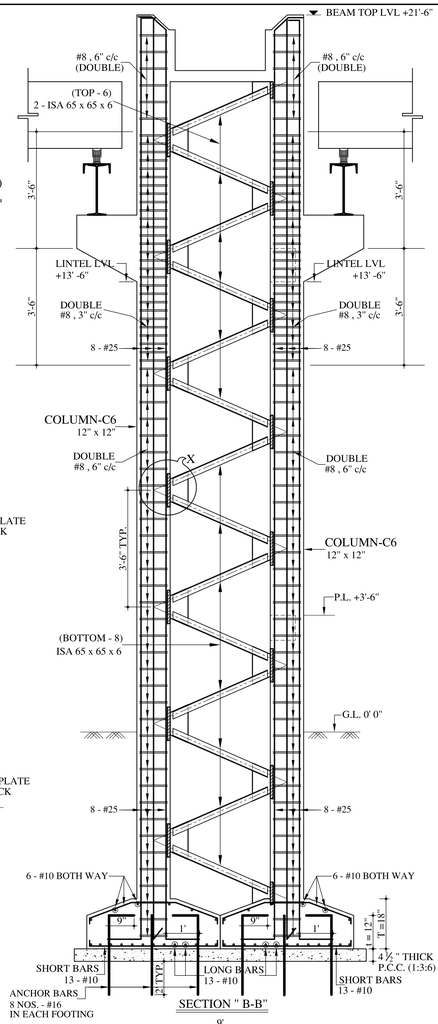

SECTION " B-B"

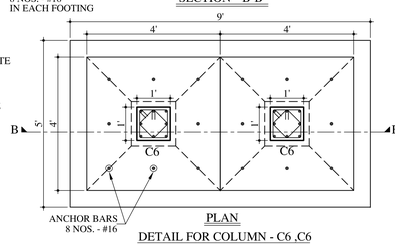

PLAN

DETAIL FOR COLUMN - C6 ,C6
(SCALE:- 1:24)

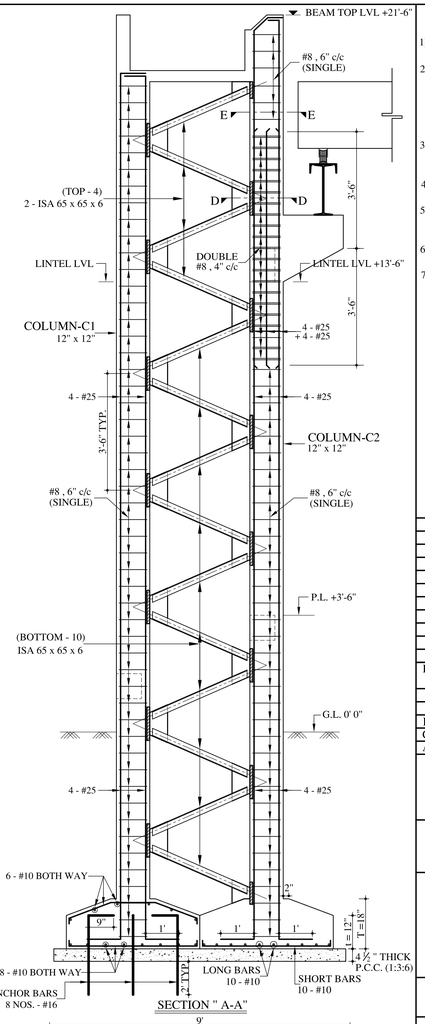

SECTION " A-A"

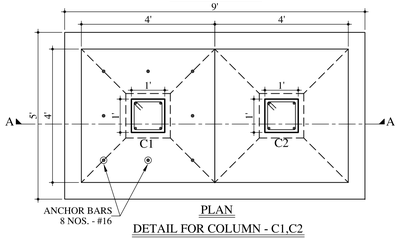

PLAN

DETAIL FOR COLUMN - C1,C2
(SCALE:- 1:24)

NOTES:-

1) CONCRETE MIX M-20 CONFORMING TO IS:456-2000, SHALL BE USED UNLESS SPECIFIED OTHERWISE.
2) CLEAR COVER TO REINFORCEMENT IN,
   A) FOOTINGS = 2"
   B) COLUMN = 1 ½ "
   C) BEAM = 1"
   D) SLAB = ½"
   SHALL BE PROVIDED.
3) CONCRETE SHALL BE MACHINE MIXED, MACHINE VIBRATED AND SHALL BE CONSTANTLY WET FOR SEVEN DAYS AFTER DATE OF PLACING.
4) Ø INDICATES MILD STEEL BARS CONFORMING IS:432-1982 OR EQUIVALENT.
5) # INDICATES HIGH YIELD STRENGTH DEFORMED BARS CONFORMING TO IS:1786-1985 OR EQUIVALENT.
6) BEAM BOTTOM AND TOP STRAIGHT BARS ARE TO BE ANCHORED IN TO SUPPORT FOR Ld.
7) BEAM BOTTOM AND TOP CUT BARS AT ENDS ARE TO BE EXTENDED FOR Ld OR L/4, WHICHEVER IS MORE, FROM FACE OF SUPPORT TOWARDS CENTRE AND ARE TO BE ANCHORED IN TO SUPPORT FOR Ld.

LEGEND:- Ld = DEVELOPMENT LENGTH OF THE BAR = 50 x DIA . OF BAR.
L = CLEAR SPAN OF THE BEAM.

REV. NO.	REV. DATE	REVISION DETAILS	APPD. BY

	NAME	SIGN	DATE
DRAWN BY:-			
CHECKED BY:-			
APPROVED BY:-			

PRINCIPAL CLIENT :-

ARCHITECT:-

PROJECT TITLE:-

DRG. NO.

DRAWING TITLE:-
COLUMN, FOOTING AND COMPOSITE VERTICAL TRUSS DETAILS

LAKHLANI ASSOCIATES
CIVIL AND STRUCTURAL ENGINEERS
SHREE SOCIETY MAIN ROAD
Nr. SURYAMUKHI HANUMAN TEMPLE
NANA MAVA MAIN ROAD
NEXT TO VIVEKANAND SCHOOL
RAJKOT - 360 001
PHONE : +91 281 247 51 60
E-mail : contact@lakhlani.com
Web : www.lakhlani.com