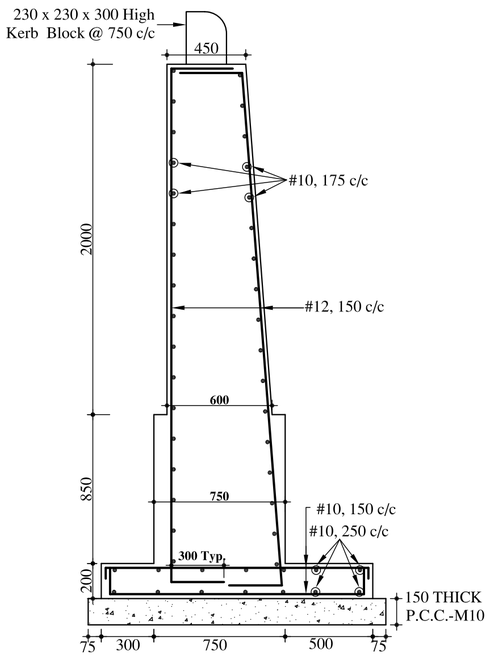

SECTION "B - B"
(SCALE:- 1:25)

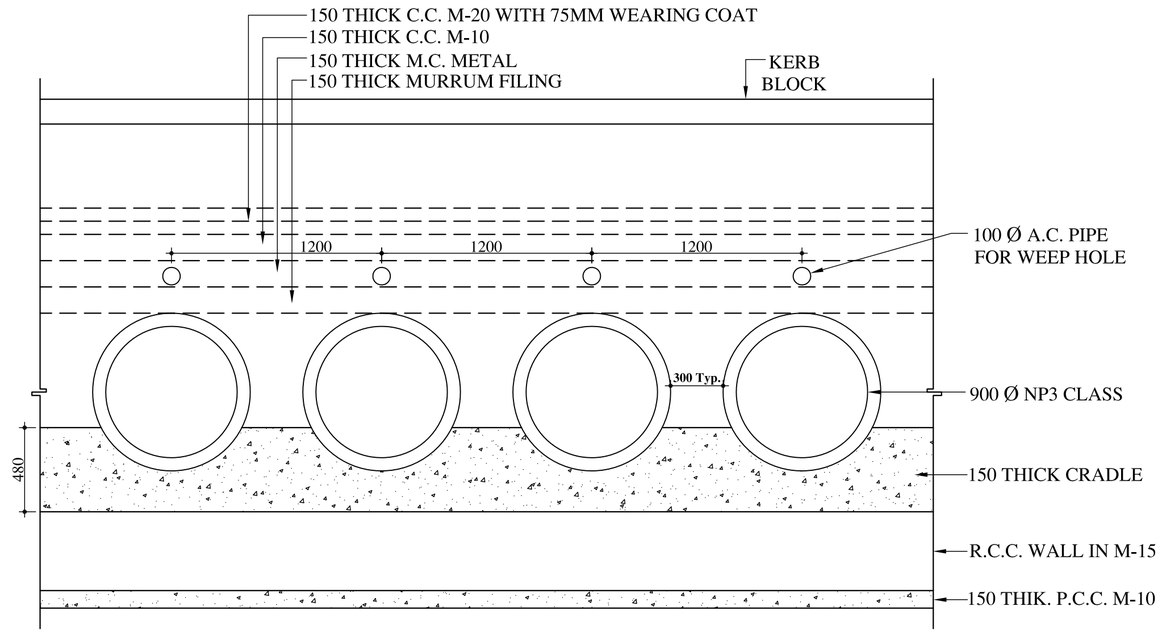

PART ELEVATION SHOWING LOCATION OF WEEP HOLES IN WALLS
(SCALE:- 1:25)

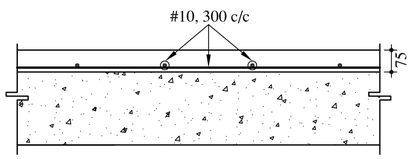

TYPICAL DETAIL FOR WEARING COAT

DETAIL AT "X"
(SCALE:- 1:15)

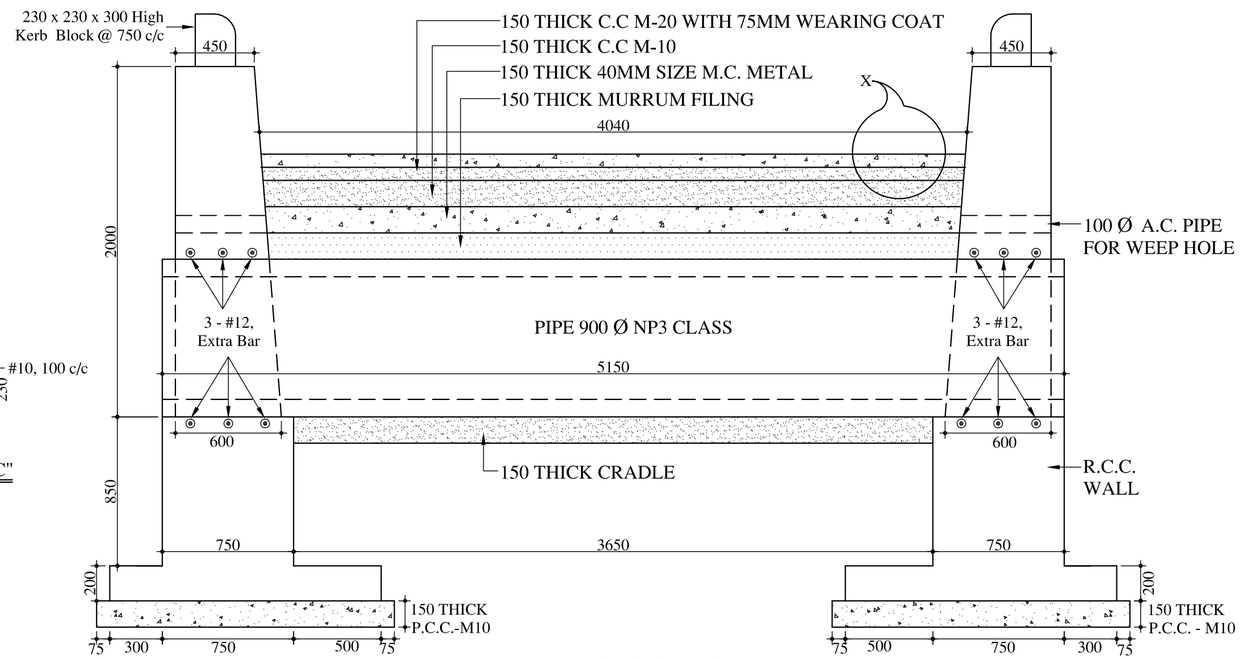

SECTION "A - A"
(SCALE:- 1:25)

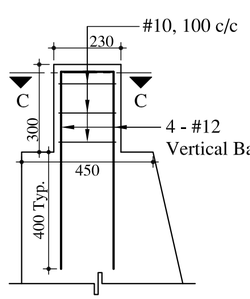

TYPICAL DETAIL FOR KERB BLOCK
(SCALE:- 1:15)

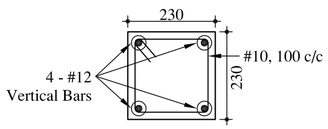

SECTION "C - C"
(SCALE:- 1:15)

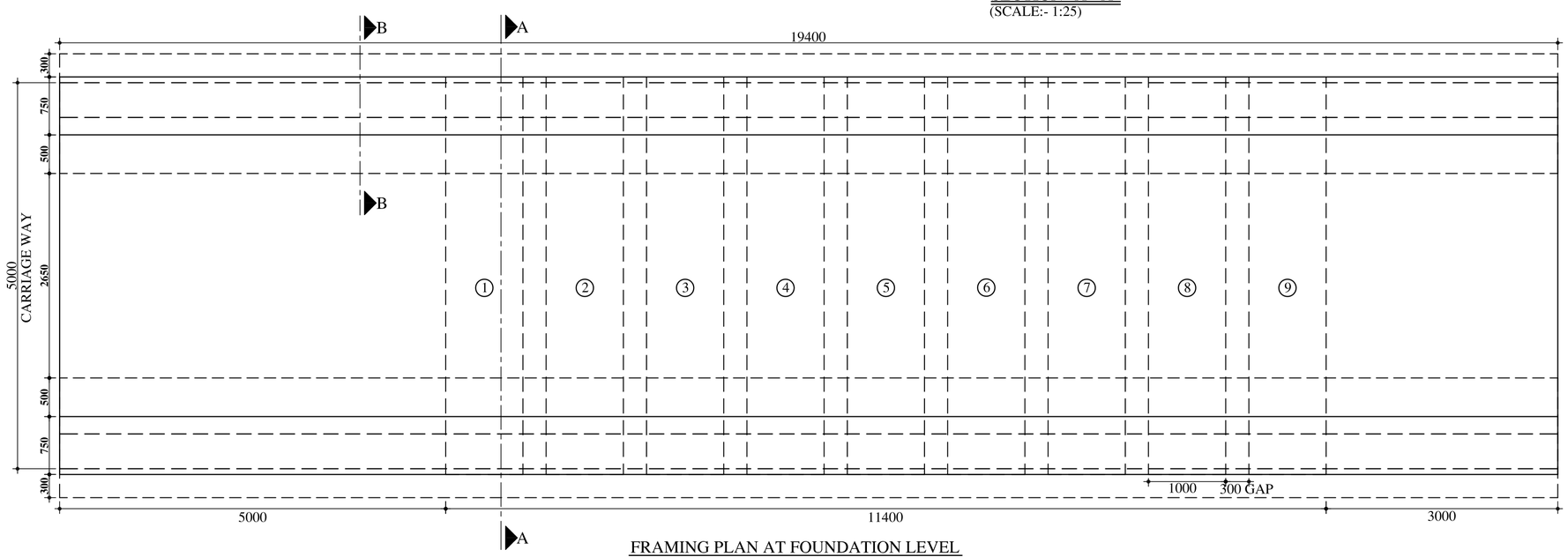

FRAMING PLAN AT FOUNDATION LEVEL
(SCALE:- 1:50)

NOTES:-

1. ALL DIMENSIONS ARE IN mm
2. DIMENSIONS ARE TO BE READ AND NOT TO BE MEASURED
3. 50 mm CLEAR COVER TO REINFORCEMENT SHALL BE PROVIDED.
4. CONCRETE GRADE M15 FOR WALL & M20 FOR WEARING COAT CONFORMING TO IS : 456 - 2000, IS TO BE USED, UNLESS SPECIFIED OTHERWISE.
5. CONCRETE SHALL BE MACHINE MIXED, MACHINE VIBRATED AND SHALL BE CONSTANTLY WET FOR SEVEN DAYS AFTER DATE OF PLACING.
6. # INDICATES HYSD TMT BARS, OF Fe 415 GRADE, CONFORMING TO IS : 1786 - 2008
7. ANY DISCREPANCY SHALL BE BROUGHT TO THE NOTICE OF THE ENGINEER IN CHARGE, BEFORE FURTHER PROGRESS OF THE WORK.

REV. NO.	REV. DATE	REVISION DETAILS	APPD. BY

	NAME	SIGN	DATE
DRAWN BY:-			
CHECKED BY:-			
APPROVED BY:-			

PRINCIPAL CLIENT :-

PROJECT TITLE:-

DRG. NO.

DRAWING TITLE:-
R. C. DETAILS FOR PIPE CULVERT

LAKHLANI ASSOCIATES
CIVIL AND STRUCTURAL ENGINEERS
SHREE SOCIETY MAIN ROAD
Nr. SURYAMUKHI HANUMAN TEMPLE
NANA MAVA MAIN ROAD
NEXT TO VIVEKANAND SCHOOL
RAJKOT - 360 001
PHONE : +91 281 247 51 60
E-mail : contact@lakhlani.com
Web : www.lakhlani.com